

ELECTRIC HOIST

TLE

Best | service | Price | quality |

INTERNATIONAL



TL0302 FEATURES

- A Capacities from 500kg to 5000kg.
- B Quality chain is supplied by FEC JAPAN.
- C Most tensile safety hooks without break.
- D Compact and high efficient motor with heat protection device.
- E Push button is with 24v low voltage to guarantee safety.
- F Limit switch
- G Limit load device are fitted.
- H Both single phase and three phase are available.
- I CE certified
- J IP54 protection on electric hoist for dust and water proof protection

ELECTRICHOIST

CHAIN BLOCK/LEVER BLOCK/ELECTRIC HOIST

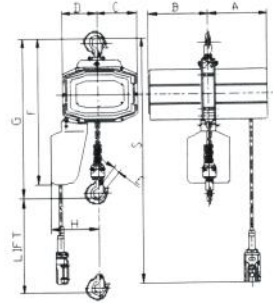
TLE

INTERNATIONAL

Best | service | Price | quality |

TL0302 SUSPENDED TYPE SINGLE PHASE ELECTRIC CHAIN HOIST

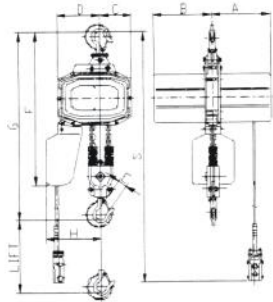
Item	Read	Lift	Lifting	Hoist Motor 1-phase		Lood chain		Test	Min	Net	
Number	Load	Speed	Output(kw)	Ins	%	Dia	Number	Load	Headroom	Weight	
	(ton)	(m)	(m/min)	class	ED	mm	of falls	ton	Max	(kg)	
									G(mm)		
TL0302-205	0.5	3	5.2	0.8	F	40	7.1	1	0.625	545	64
TL0302-210	1	3	5.2	1.2	F	40	7.1	1	1.25	580	65
TL0302-220	2	3	2.6	1.2	F	40	7.1	2	2.5	740	72
TL0302-230	3	3	1.7	1.2	F	40	7.1	3	3.75	790	80



0.5T,1T

TL0302 SUSPENDED TYPE THREE PHASE ELECTRIC CHAIN HOIST

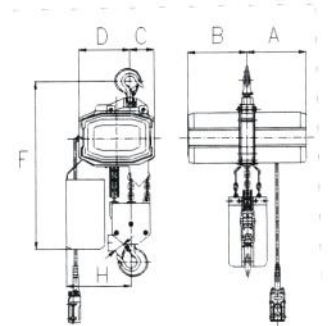
Item	Read	Lift	Lifting	Hoist Motor 1-phase		Lood chain		Test	Min	Net	
Number	Load	Speed	Output(kw)	Ins	%	Dia	Number	Load	Headroom	Weight	
	(ton)	(m)	(m/min)	class	ED	mm	of falls	ton	Max	(kg)	
									G(mm)		
TL0302-305	0.5	3	6.3	0.8	F	40	7.1	1	0.625	545	64
TL0302-310	1	3	6.3	1.6	F	40	7.1	1	1.25	580	65
TL0302-320	2	3	3.2	1.6	F	40	7.1	2	2.5	740	72
TL0302-330	3	3	2.1	1.6	F	40	7.1	3	3.75	790	80
TL0302-350	5	3	1.3	1.6	F	40	7.1	5	6.25	950	135



2T

TL0302 DOUBLE SPEED SUSPENDED TYPE THREE PHASE ELECTRIC CHAIN HOIST

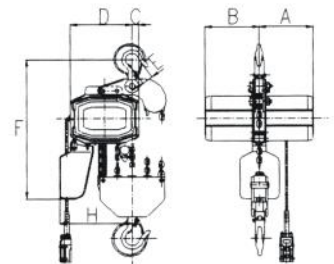
Item	Read	Lift	Lifting	Hoist Motor 1-phase		Lood chain		Test	Min	Net	
Number	Load	Speed	Output(kw)	Ins	%	Dia	Number	Load	Headroom	Weight	
	(ton)	(m)	(m/min)	class	ED	mm	of falls	ton	Max	(kg)	
									G(mm)		
TL0302-305B	0.5	3	6.3/2.1	0.8/0.25	F	40	7.1	1	0.625	545	64
TL0302-310B	1	3	6.3/2.1	1.2/0.4	F	40	7.1	1	1.25	580	65
TL0302-320B	2	3	3.2/1	1.2/0.4	F	40	7.1	2	2.5	740	72
TL0302-330B	3	3	2.1/0.7	1.2/0.4	F	40	7.1	3	3.75	790	80
TL0302-350B	5	3	1.3/0.4	1.2/0.4	F	40	7.1	5	6.25	950	135



3T

TL0302 ELECTRIC CHAIN HOIST PAMAMETER

Load	Llift	Major Dimensions (approx) (mm)							
		A	B	C	D	E	F	H	
(ton)									
0.5	3	249	249	168	146	25	565	195	
1	3	249	249	168	146	30	614	195	
2	3	249	249	168	134	33	665	235	
3	3	249	249	100	214	41	720	270	



5T